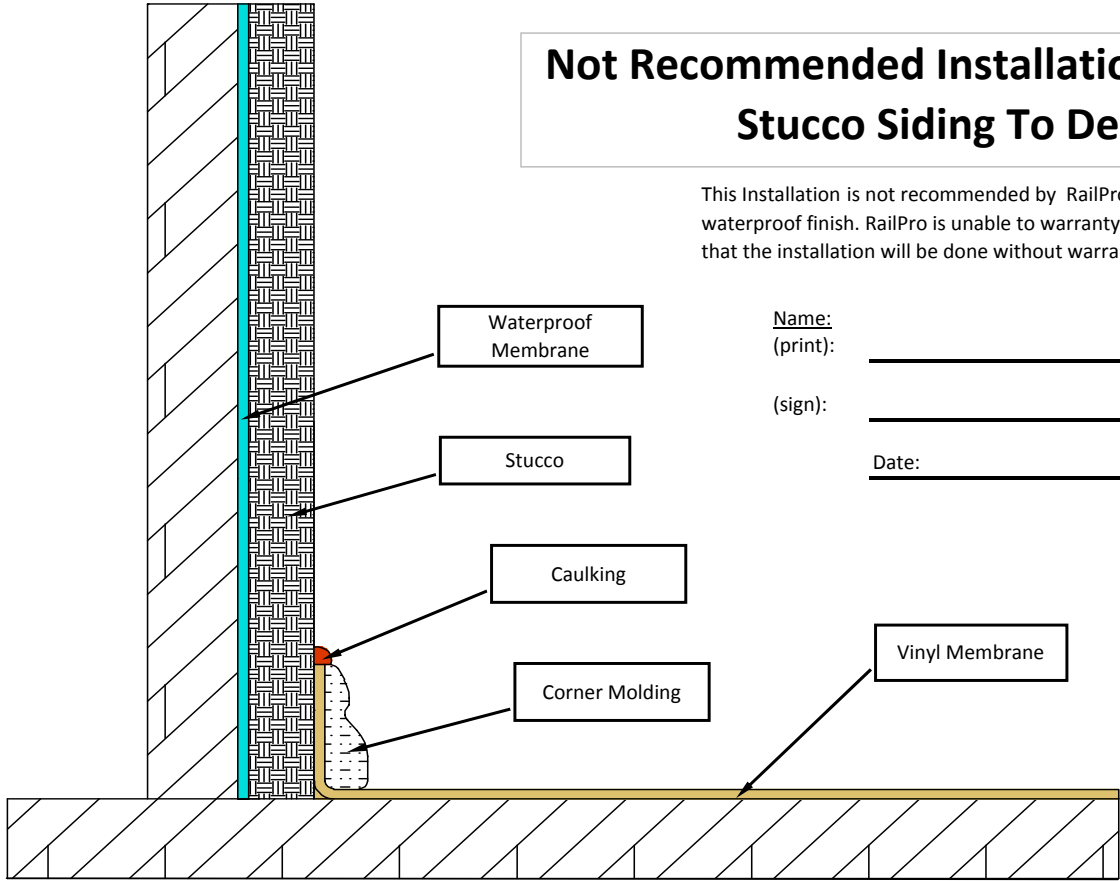


Not Recommended Installation Method For Use At Stucco Siding To Deck Interface

This Installation is not recommended by RailPro, nor is it an industry standard. It is not an approved waterproof finish. RailPro is unable to warranty any work using this procedure. By signing , it is agreed that the installation will be done without warranty.

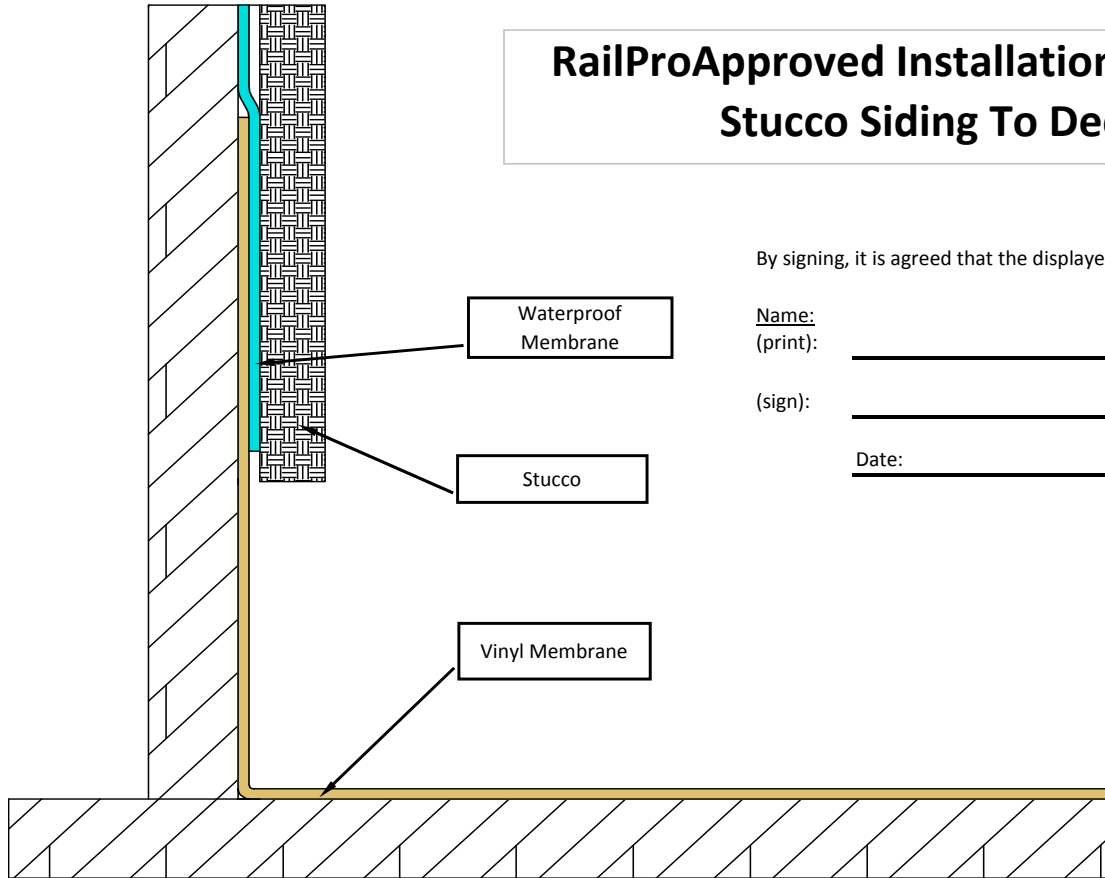


<p><u>Name:</u> (print): _____</p> <p>(sign): _____</p> <p>Date: _____</p>	<p><u>Employee Witness:</u> (print): _____</p> <p>(sign): _____</p>
--	---



Vinyl spec. W/Caulking bead	
Date: Oct 12, 10	Drawn by: Kevin DiMarco
Created under RailPro Inc.	
Created for Internal purpose	
<u>Notes:</u>	

RailProApproved Installation Method For Use At Stucco Siding To Deck Interface



By signing, it is agreed that the displayed procedure will be performed as requested

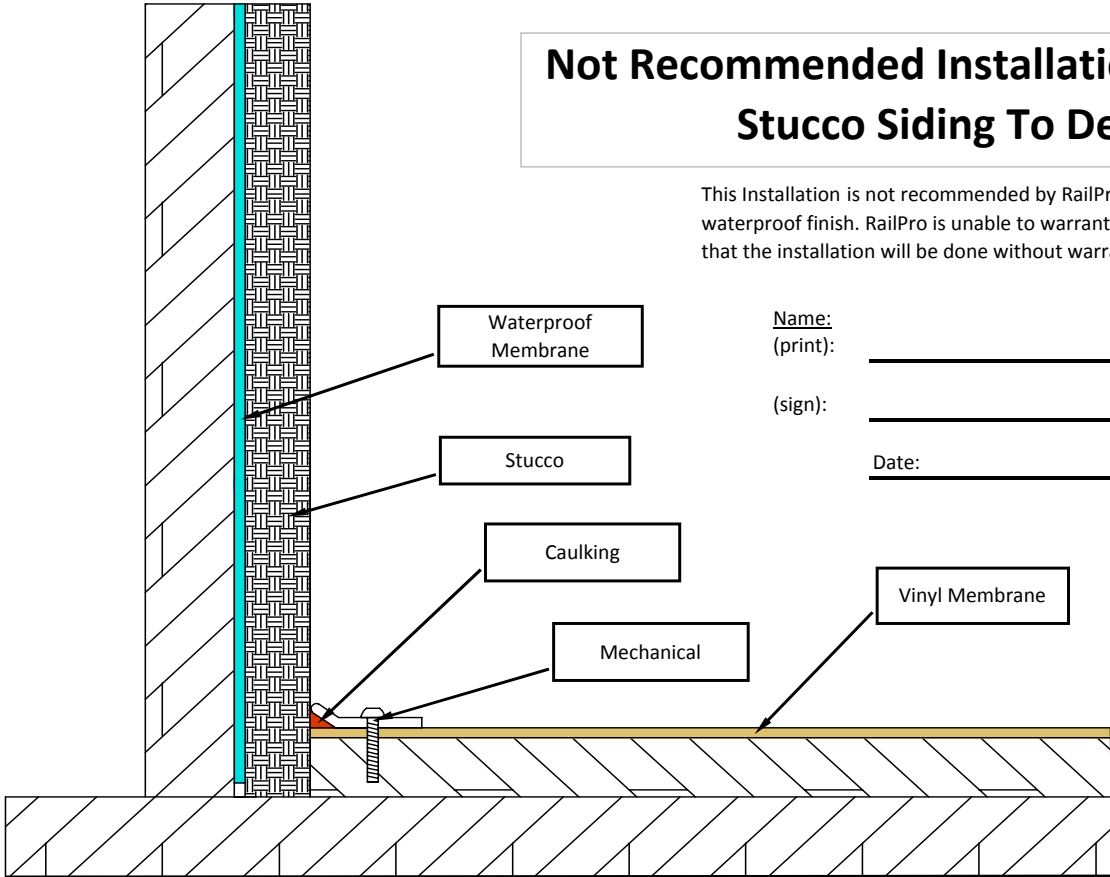
Name: _____ Employee Witness: _____
 (print): _____ (print): _____
 (sign): _____ (sign): _____
 Date: _____



Vinyl spec. W/Us Beforehand	
Date: Oct 12, 10	Drawn by: Kevin DiMarco
Created under RailPro Inc.	
Created for Internal purpose	
<u>Notes:</u>	

Not Recommended Installation Method For Use At Stucco Siding To Deck Interface

This Installation is not recommended by RailPro, nor is it an industry standard. It is not an approved waterproof finish. RailPro is unable to warranty any work using this procedure. By signing , it is agreed that the installation will be done without warranty.



Name:
(print): _____

(sign): _____

Date: _____

Employee Witness:
(print): _____

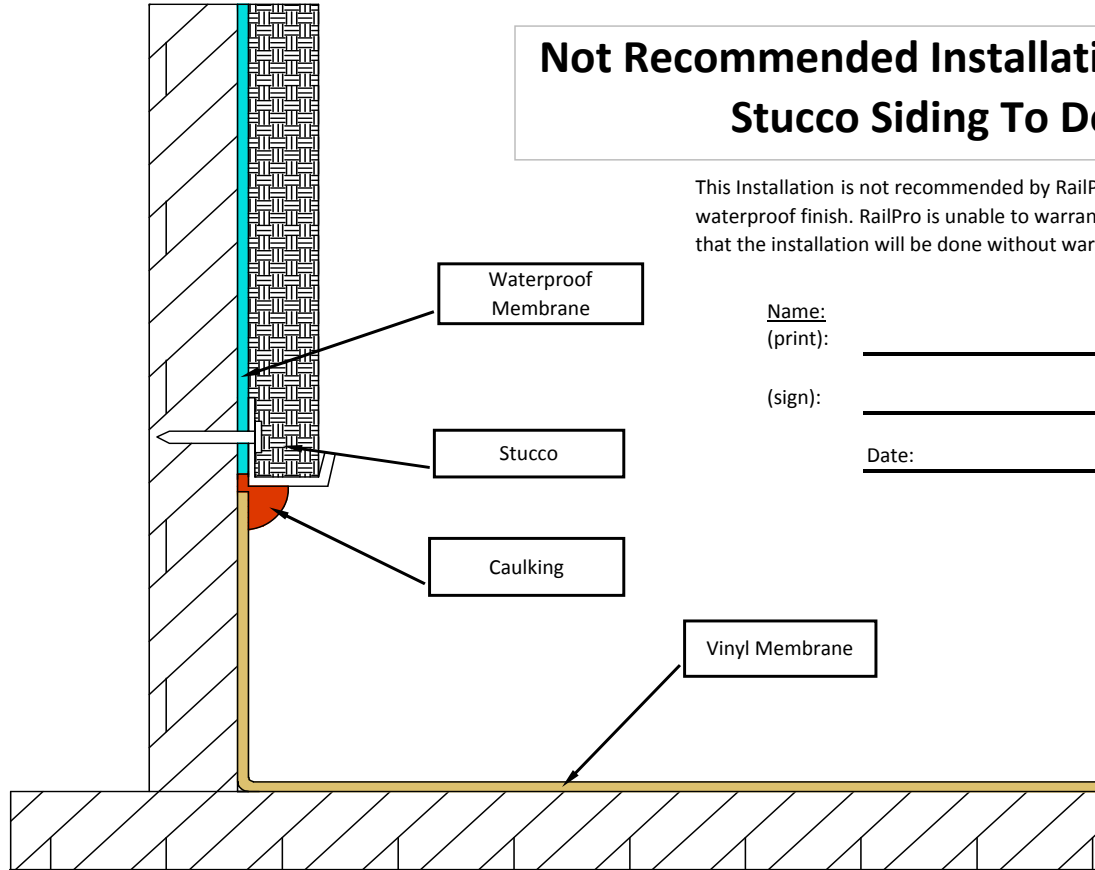
(sign): _____



Vinyl spec. W/Caulking bead and mechanical	
Date: Oct 12, 10	Drawn by: Kevin DiMarco
Created under RailPro Inc.	
Created for Internal purpose	
Notes:	

Not Recommended Installation Method For Use At Stucco Siding To Deck Interface

This Installation is not recommended by RailPro, nor is it an industry standard. It is not an approved waterproof finish. RailPro is unable to warranty any work using this procedure. By signing , it is agreed that the installation will be done without warranty.



Name:
(print): _____

(sign): _____

Date: _____

Employee Witness:
(print): _____

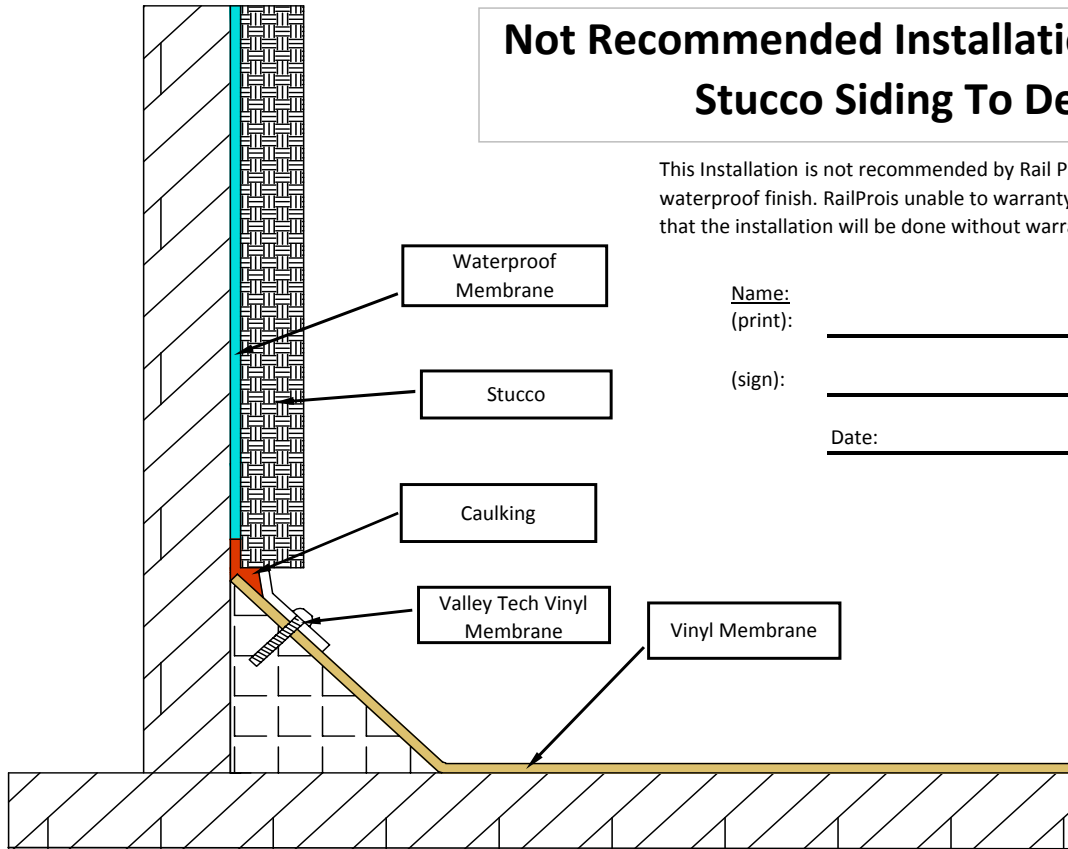
(sign): _____



Vinyl spec. W/Caulking bead	
Date: Oct 12, 10	Drawn by: Kevin DiMarco
Created under RailPro Inc.	
Created for Internal purpose	
Notes:	

Not Recommended Installation Method For Use At Stucco Siding To Deck Interface

This Installation is not recommended by Rail Pro, nor is it an industry standard. It is not an approved waterproof finish. RailPro is unable to warranty any work using this procedure. By signing, it is agreed that the installation will be done without warranty.



Name:
(print): _____

Employee Witness:
(print): _____

(sign): _____

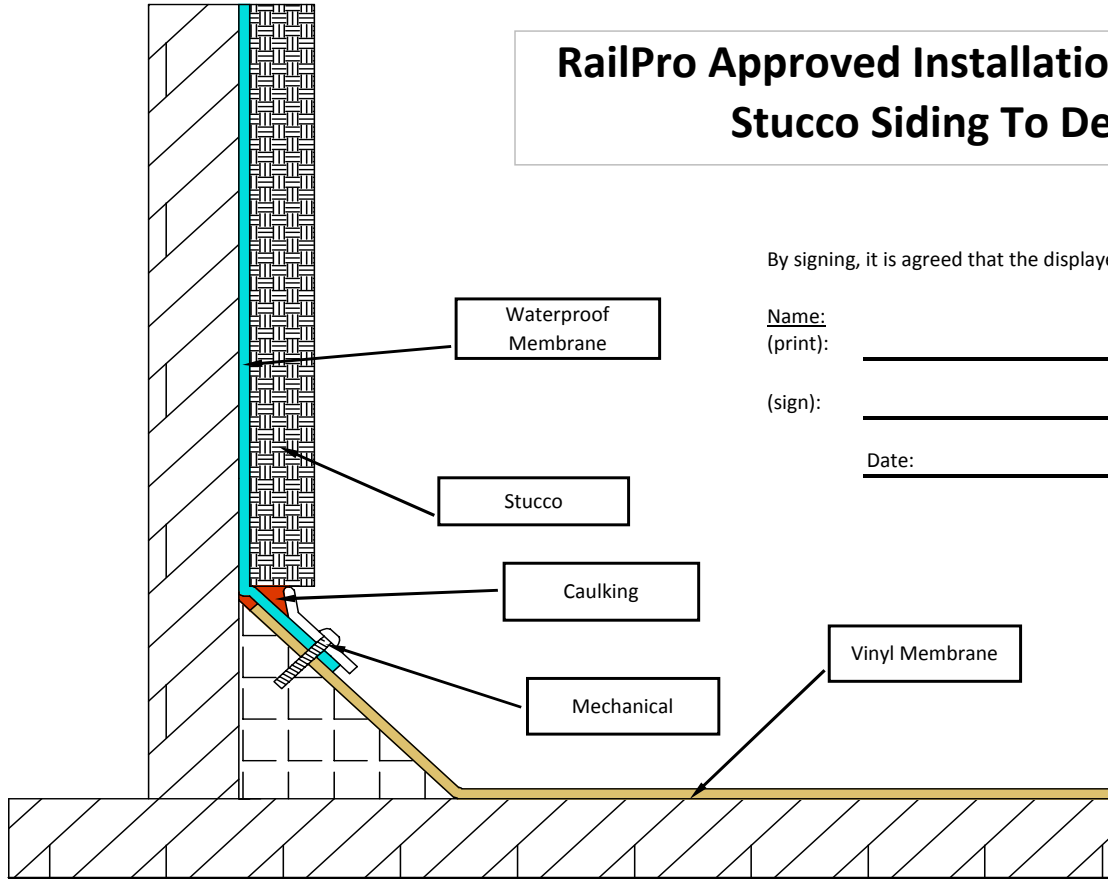
(sign): _____

Date: _____



Vinyl spec. W/Chamfer and mechanical	
Date: Oct 12, 10	Drawn by: Kevin DiMarco
Created under RailPro Inc.	
Created for Internal purpose	
Notes:	

RailPro Approved Installation Method For Use At Stucco Siding To Deck Interface



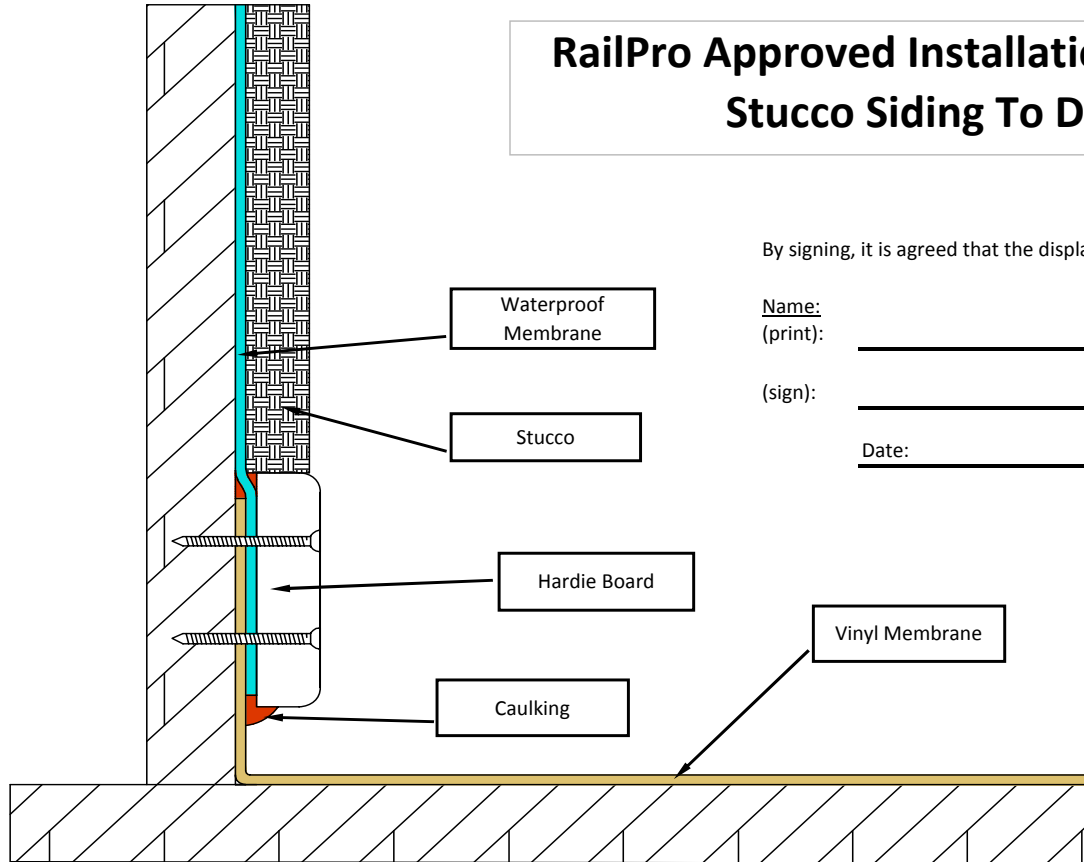
By signing, it is agreed that the displayed procedure will be performed as requested

Name: _____ Employee Witness: _____
 (print): _____ (print): _____
(sign): _____ (sign): _____
Date: _____



Vinyl spec. W/Chamfer and mechanical	
Date: Oct 12, 10	Drawn by: Kevin DiMarco
Created under RailPro Inc.	
Created for Internal purpose	
<u>Notes:</u>	

RailPro Approved Installation Method For Use At Stucco Siding To Deck Interface



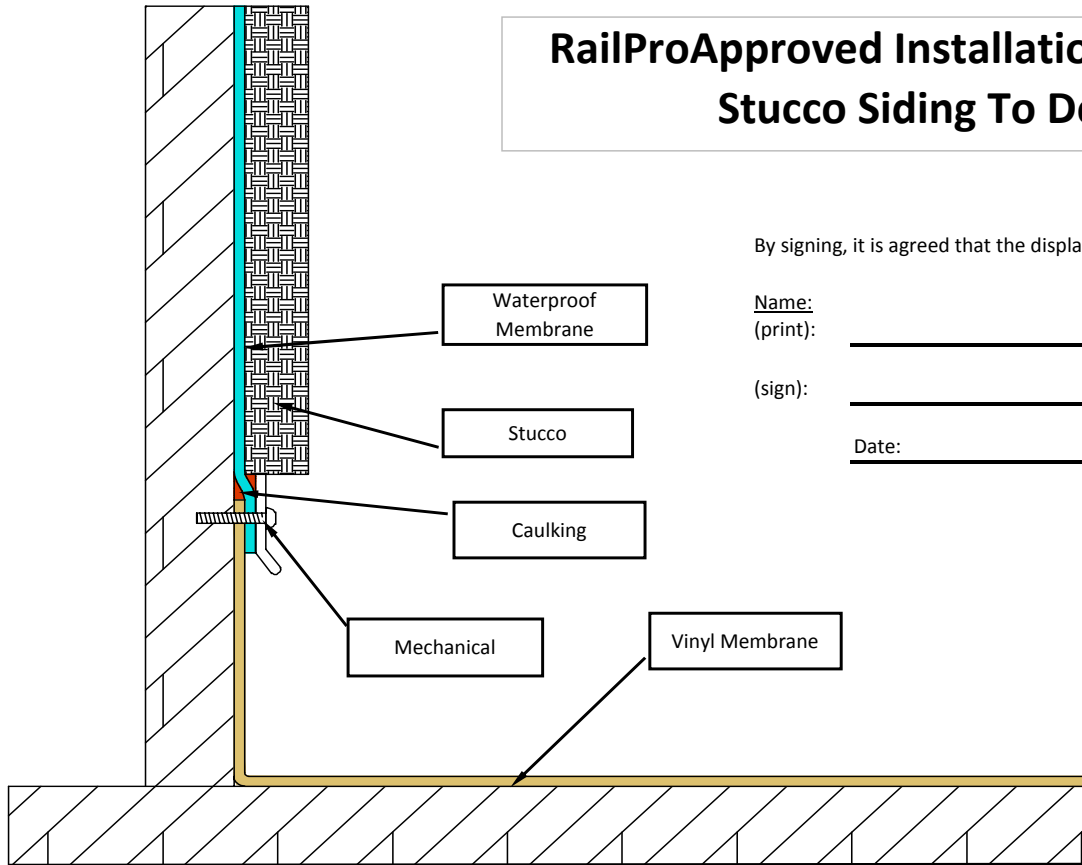
By signing, it is agreed that the displayed procedure will be performed as requested

Name: _____ Employee Witness: _____
 (print): _____ (print): _____
(sign): _____ (sign): _____
Date: _____



Vinyl spec. W/Hardie Board	
Date: Oct 12, 10	Drawn by: Kevin DiMarco
Created under RailPro Inc.	
Created for Internal purpose	
<u>Notes:</u>	

RailProApproved Installation Method For Use At Stucco Siding To Deck Interface



By signing, it is agreed that the displayed procedure will be performed as requested

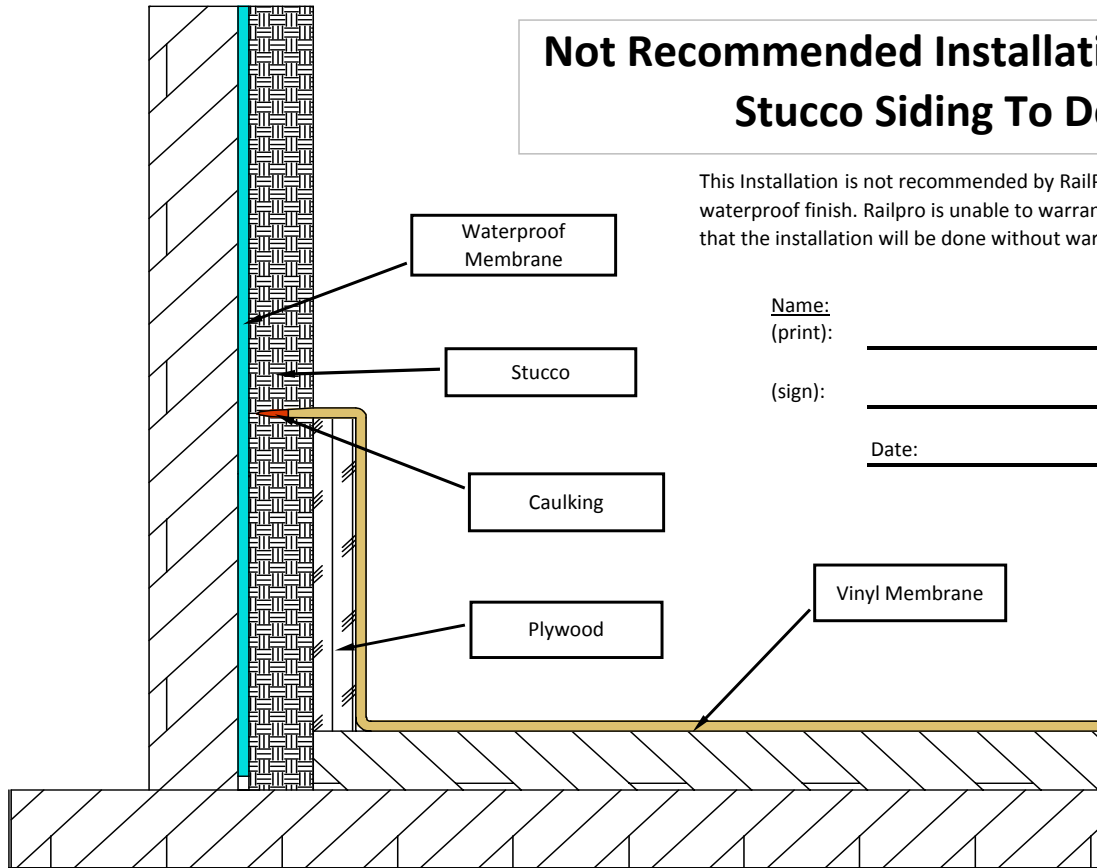
Name: _____ Employee Witness: _____
 (print): _____ (print): _____
 (sign): _____ (sign): _____
 Date: _____



Vinyl spec. W/Mechanical	
Date: Oct 12, 10	Drawn by: Kevin DiMarco
Created under RailPro Inc.	
Created for Internal purpose	
<u>Notes:</u>	

Not Recommended Installation Method For Use At Stucco Siding To Deck Interface

This installation is not recommended by RailPro, nor is it an industry standard. It is not an approved waterproof finish. Railpro is unable to warranty any work using this procedure. By signing , it is agreed that the installation will be done without warranty.



Name:
(print): _____

(sign): _____

Employee Witness:
(print): _____

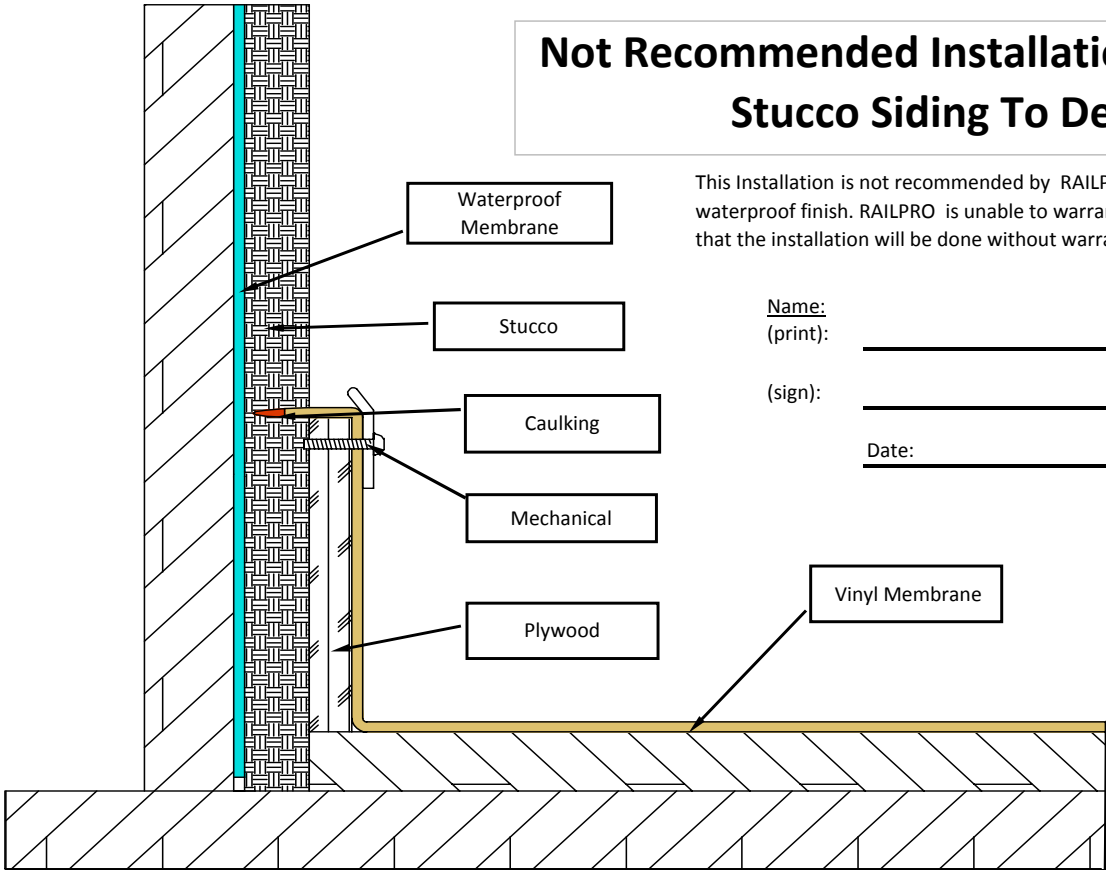
(sign): _____

Date: _____



Vinyl spec. W/Notch	
Date: Oct 12, 10	Drawn by: Kevin DiMarco
Created under RailPro Inc.	
Created for Internal purpose	
Notes:	

Not Recommended Installation Method For Use At Stucco Siding To Deck Interface



This installation is not recommended by RAILPRO, nor is it an industry standard. It is not an approved waterproof finish. RAILPRO is unable to warranty any work using this procedure. By signing, it is agreed that the installation will be done without warranty.

Name: _____ Employee Witness: _____
 (print): _____ (print): _____
 (sign): _____ (sign): _____
 Date: _____



Vinyl spec. W/Notch adn Mechanical	
Date: Sept 28/10	Drawn by: Kevin DiMarco
Created under RAILPRO INC.	
Created for Internal purpose	
<u>Notes:</u>	