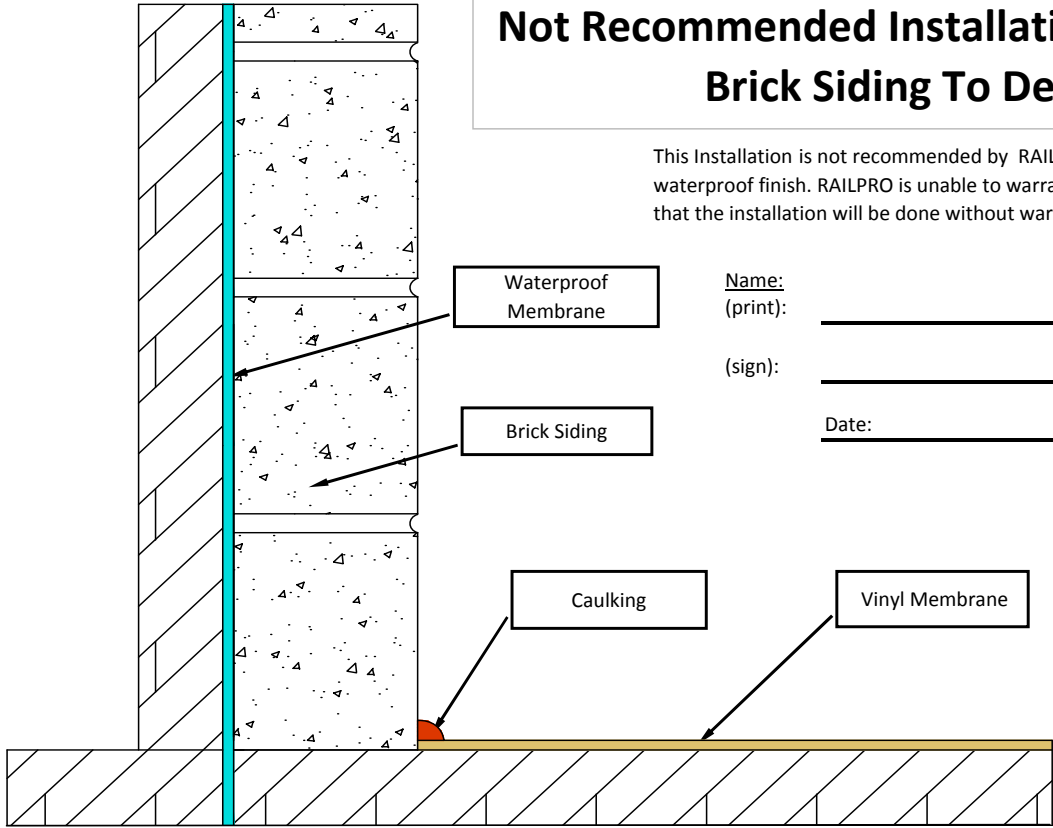


## Not Recommended Installation Method For Use At Brick Siding To Deck Interface

This Installation is not recommended by RAILPRO, nor is it an industry standard. It is not an approved waterproof finish. RAILPRO is unable to warranty any work using this procedure. By signing, it is agreed that the installation will be done without warranty.

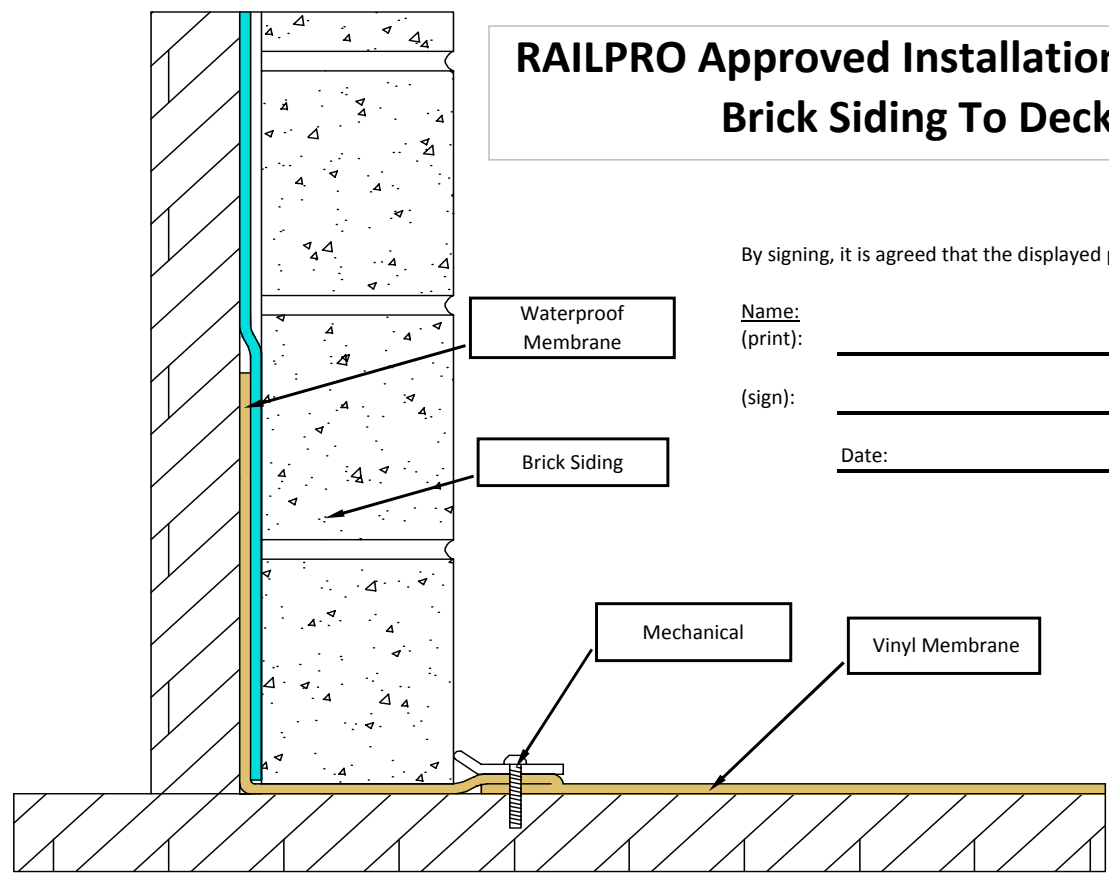


Name: \_\_\_\_\_ Employee Witness: \_\_\_\_\_  
 (print): \_\_\_\_\_ (print): \_\_\_\_\_  
 (sign): \_\_\_\_\_ (sign): \_\_\_\_\_  
 Date: \_\_\_\_\_



Vinyl spec. W/Caulking bead	
Date: Sept 28,10	Drawn by: Kevin DiMarco
Created under RailPro Inc.	
Created for Internal purpose	
<u>Notes:</u>	

## RAILPRO Approved Installation Method For Use At Brick Siding To Deck Interface



By signing, it is agreed that the displayed procedure will be performed as requested

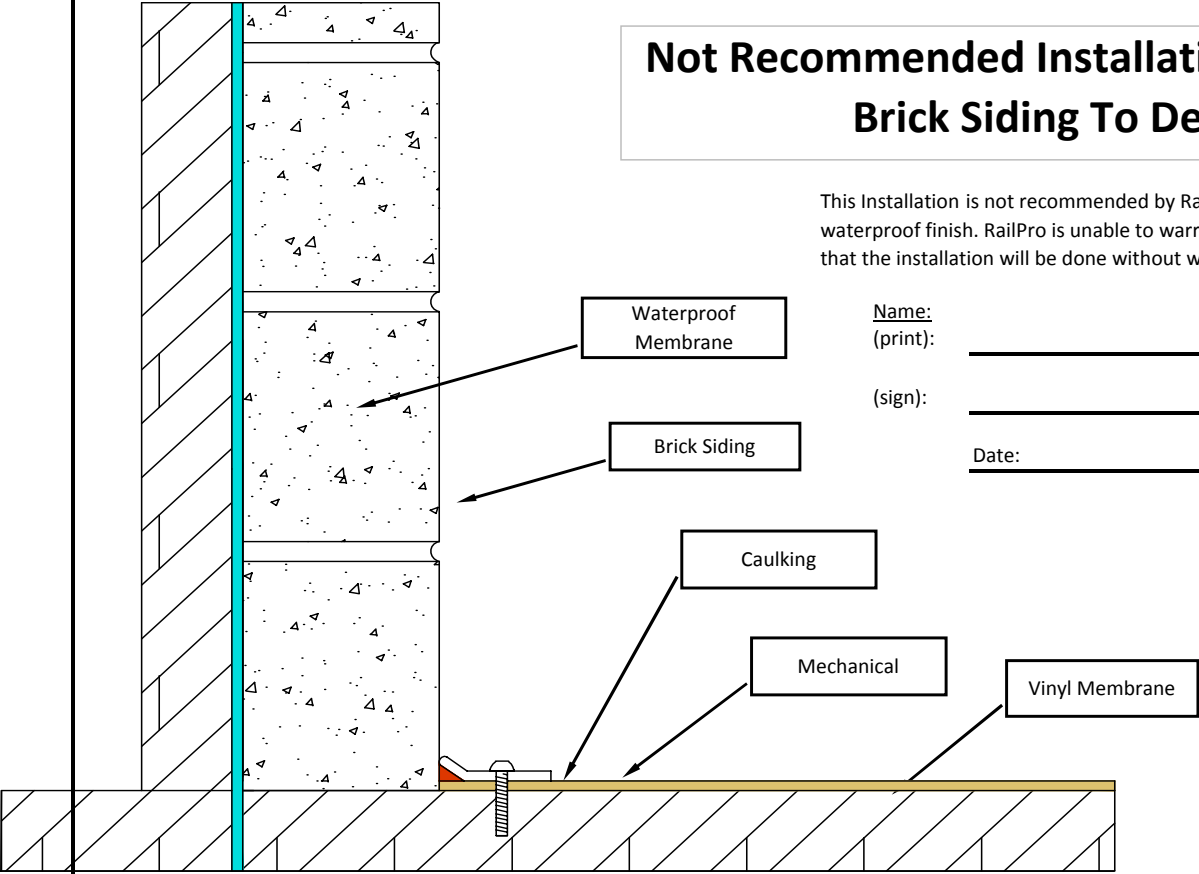
Name: \_\_\_\_\_ Employee Witness: \_\_\_\_\_  
 (print): \_\_\_\_\_ (print): \_\_\_\_\_  
 (sign): \_\_\_\_\_ (sign): \_\_\_\_\_  
 Date: \_\_\_\_\_



Vinyl spec. W/Tie in to existing deck	
Date: Sept 28/10	Drawn by: Kevin DiMarco
Created under RailPro Inc.	
Created for Internal purpose	
<u>Notes:</u>	

## Not Recommended Installation Method For Use At Brick Siding To Deck Interface

This Installation is not recommended by RailPro, nor is it an industry standard. It is not an approved waterproof finish. RailPro is unable to warranty any work using this procedure. By signing, it is agreed that the installation will be done without warranty.



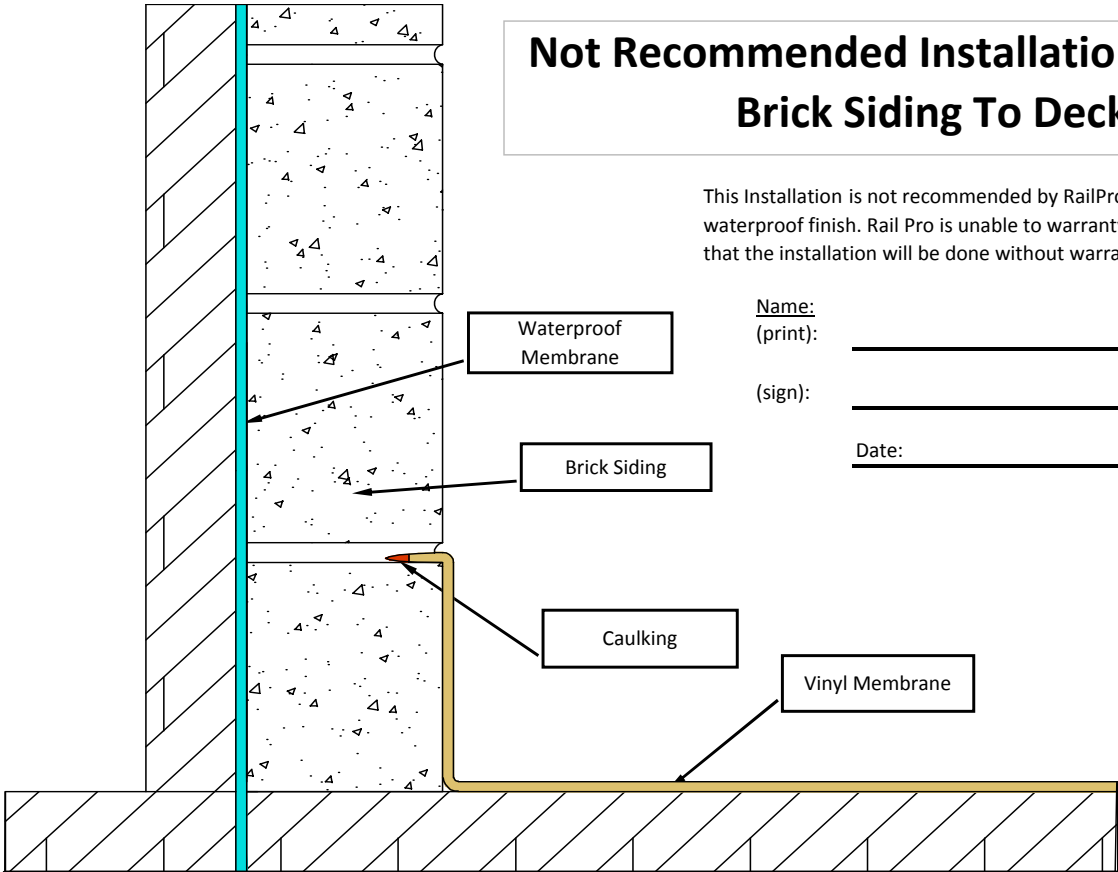
Name: \_\_\_\_\_ Employee Witness: \_\_\_\_\_  
 (print): \_\_\_\_\_ (print): \_\_\_\_\_  
(sign): \_\_\_\_\_ (sign): \_\_\_\_\_  
Date: \_\_\_\_\_



Vinyl spec. W/ Mechanical on deck	
Date: Oct 12, 10	Drawn by: Kevin DiMarco
Created under RailPro Inc.	
Created for Internal purpose	
<u>Notes:</u>	

## Not Recommended Installation Method For Use At Brick Siding To Deck Interface

This Installation is not recommended by RailPro, nor is it an industry standard. It is not an approved waterproof finish. Rail Pro is unable to warranty any work using this procedure. By signing, it is agreed that the installation will be done without warranty.

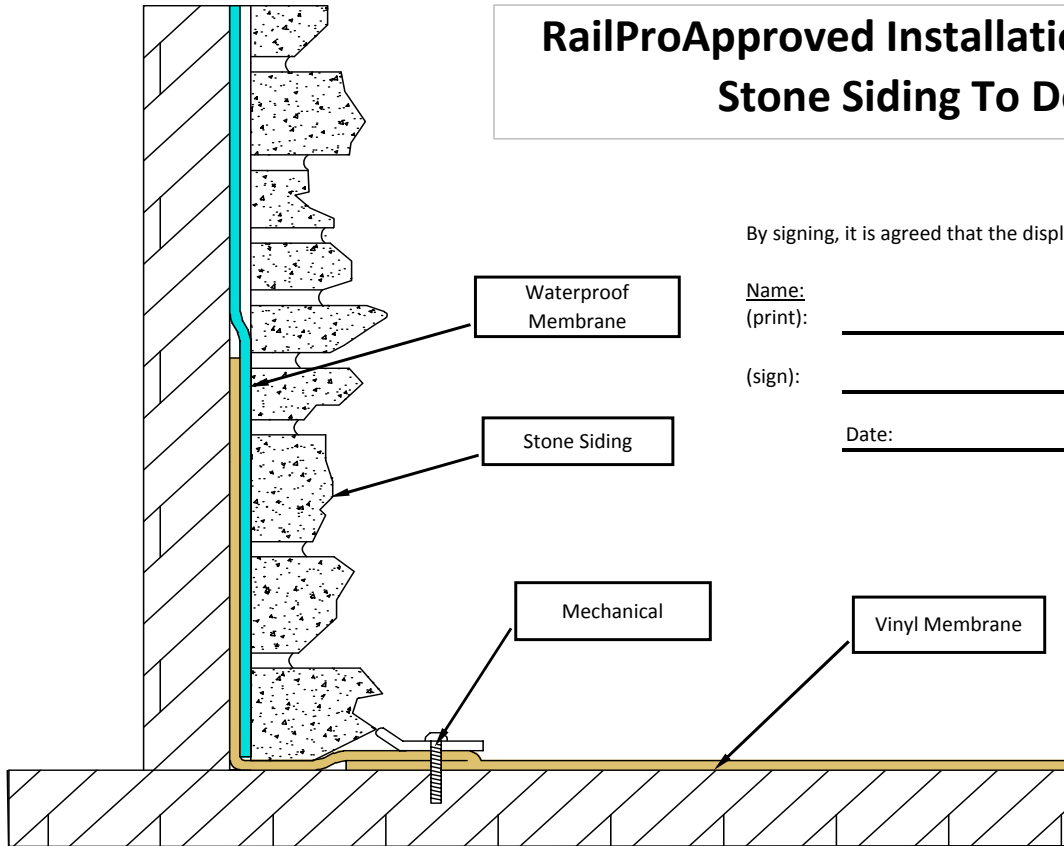


<p><u>Name:</u> (print): _____</p> <p>(sign): _____</p> <p>Date: _____</p>	<p><u>Employee Witness:</u> (print): _____</p> <p>(sign): _____</p>
--	---



Vinyl spec. W/ Notched Brick	
Date: Oct 12, 10	Drawn by: Kevin DiMarco
Created under RailPro Inc.	
Created for Internal purpose	
<u>Notes:</u>	

## RailProApproved Installation Method For Use At Stone Siding To Deck Interface



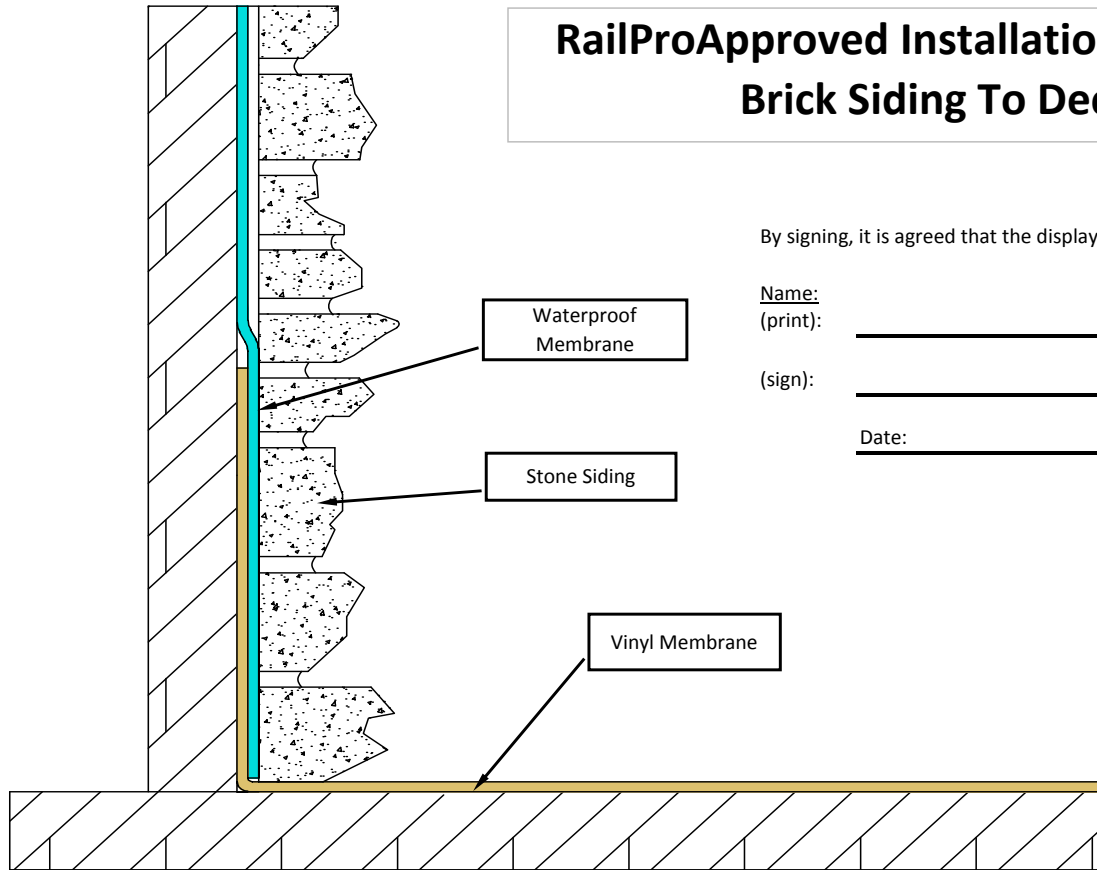
By signing, it is agreed that the displayed procedure will be performed as requested

Name: \_\_\_\_\_ Employee Witness: \_\_\_\_\_  
 (print): \_\_\_\_\_ (print): \_\_\_\_\_  
(sign): \_\_\_\_\_ (sign): \_\_\_\_\_  
Date: \_\_\_\_\_



Vinyl spec. W/Tie in to existing deck	
Date: Oct 12, 10	Drawn by: Kevin DiMarco
Created under RailPro Inc.	
Created for Internal purpose	
<u>Notes:</u>	

## RailProApproved Installation Method For Use At Brick Siding To Deck Interface



By signing, it is agreed that the displayed procedure will be performed as requested

Name:  
(print): \_\_\_\_\_

Employee Witness:  
(print): \_\_\_\_\_

(sign): \_\_\_\_\_

(sign): \_\_\_\_\_

Date: \_\_\_\_\_



Vinyl spec.

Date: Oct 12, 10

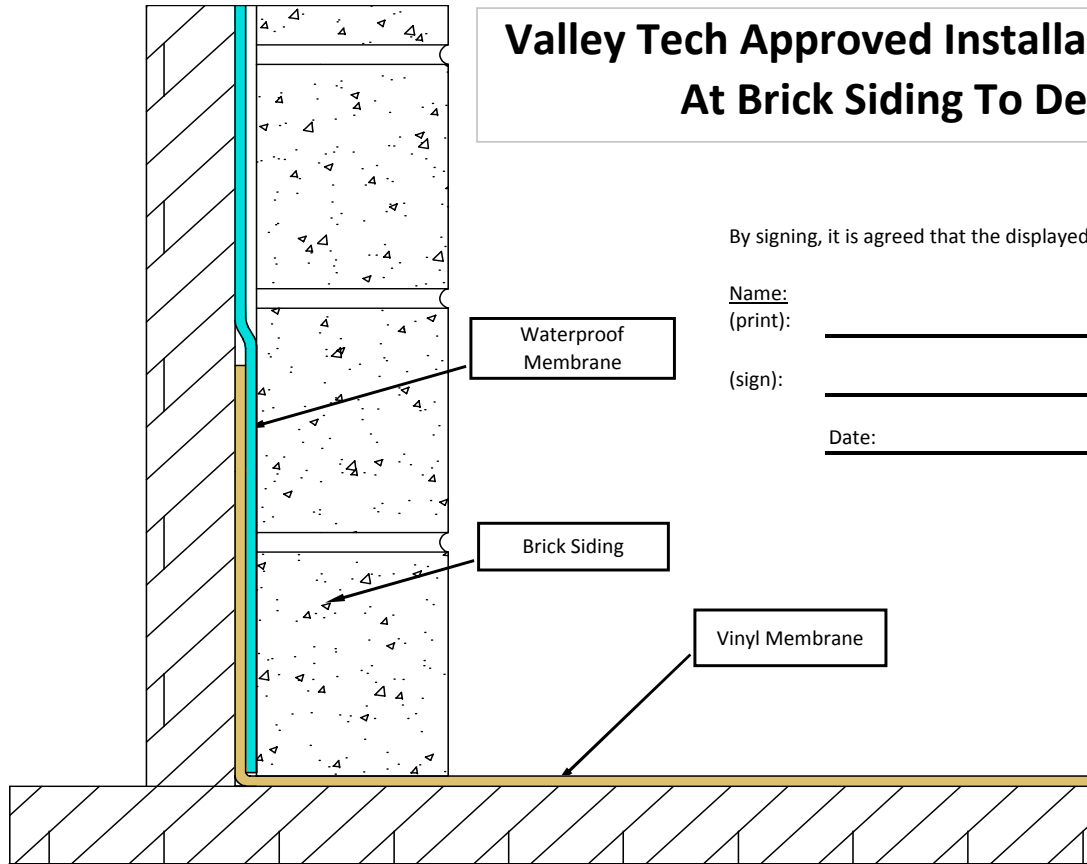
Drawn by: Kevin DiMarco

Created under RailPro Inc.

Created for Internal purpose

Notes:

## Valley Tech Approved Installation Method For Use At Brick Siding To Deck Interface



By signing, it is agreed that the displayed procedure will be performed as requested

Name:

(print): \_\_\_\_\_

(sign): \_\_\_\_\_

Employee Witness:

(print): \_\_\_\_\_

(sign): \_\_\_\_\_

Date: \_\_\_\_\_



Vinyl spec. W/Install Beforehand

Date: Oct 12, 10

Drawn by: Kevin DiMarco

Created under RailPro Inc.

Created for Internal purpose

Notes: